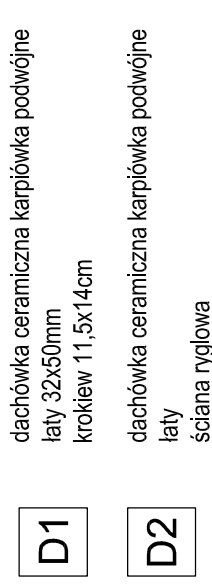
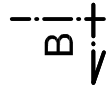
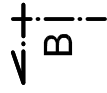


The architectural floor plan depicts a building layout with a grid system. The plan includes various rooms, corridors, and structural elements. Key features include:

- Grid System:** Dimensions are provided for grid lines, such as 197, 333, 499, 1657, 346, 456, 363, 456, 328, 381, 469, 288, 493, 497, 813, and 464.
- Rooms and Areas:** Rooms are labeled with codes like K1, K2, PL1, PL2, S1, S2, PLK1, and PLK2.
- Structural Elements:** The plan shows walls, doors, and windows. Some areas are marked with 'S1' and 'S2', possibly indicating structural supports or specific room types.
- Orientation:** A north arrow is located in the top-left corner, pointing towards the top-left of the page.



"SIG"